

GREENBERG QUINLAN ROSNER RESEARCH

August 3, 2007

Battle moves to Republican territory

Battleground Survey Results

July 25 - 31, 2007

1600 Likely Voters in the 70 battleground districts



Democracy Corps

Competitive district types: Democratic-held

Rural/Small Town (11 of 16)

- Georgia 8
- Georgia 12
- Indiana 9
- Kansas 2
- Minnesota 1
- North Carolina 11
- Ohio 18
- Pennsylvania 10
- Michigan 1
- New Hampshire 2
- New York 24

Urban (3 of 8)

- Arizona 8
- Indiana 7
- Texas 23

Exurban (4 of 10)

- Indiana 8
- Indiana 2
- Louisiana 3
- Texas 17

Suburban Rural (7 of 12)

- Connecticut 5
- Connecticut 2
- Florida 16
- Iowa 3
- Maine 1
- New York 20
- Wisconsin 8

Suburban (10 of 24)

- Arizona 5
- California 11
- Illinois 8
- New Hampshire 1
- Pennsylvania 8
- Pennsylvania 4
- Texas 22
- New York 19
- Colorado 7
- Pennsylvania 7

Competitive district types: Republican-held

Rural/Small Town (5 of 16)

- Arizona 1
- Iowa 4
- New Mexico 2
- New York 29
- Wyoming 1

Exurban (6 of 10)

- California 4
- Florida 8
- Michigan 7
- New Jersey 2
- Ohio 2
- Virginia 6

Suburban/Rural (5 of 12)

- Colorado 4
- Missouri 6
- North Carolina 8
- Ohio 16
- West Virginia 2

Urban (5 of 8)

- New Mexico 1
- New York 13
- Ohio 1
- Ohio 15
- Virginia 02

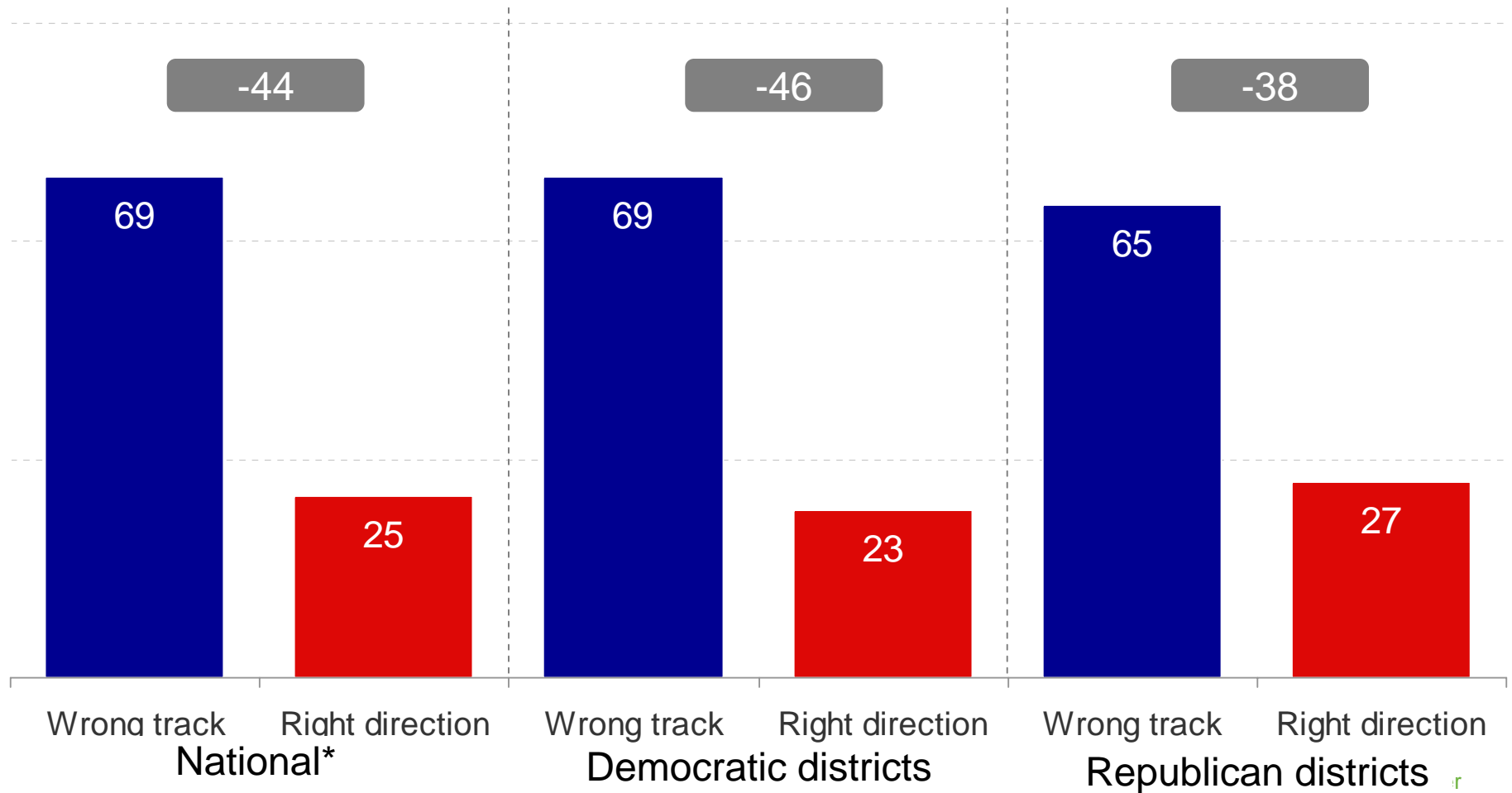
Suburban (14 of 24)

- Connecticut 4
- Florida 13
- Florida 10
- Illinois 6
- Illinois 10
- Michigan 9
- Nevada 3
- New Jersey 7
- New York 25
- Pennsylvania 6
- Pennsylvania 15
- Pennsylvania 18
- Virginia 11
- Washington 8

The landscape

The battleground like the nation: feels country off track

Generally speaking, do you think things in the country are going in the right direction, or do you feel things have gotten pretty seriously off on the wrong track?

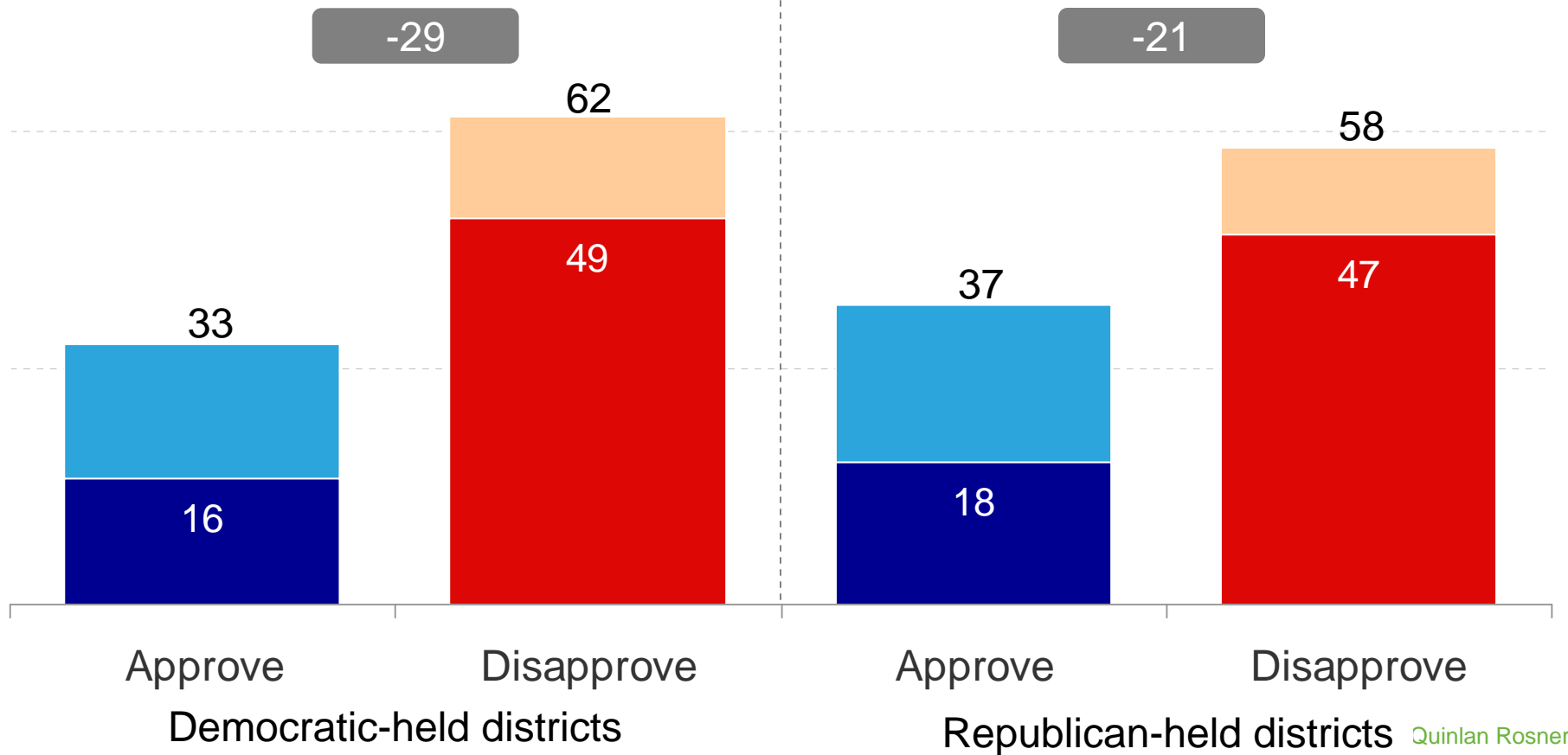


*Note: National data from latest national Democracy Corps survey conducted July 25-29, 2007 of 1000 likely voters.

President Bush job approval

Do you approve or disapprove of the way George Bush is handling his job as President?

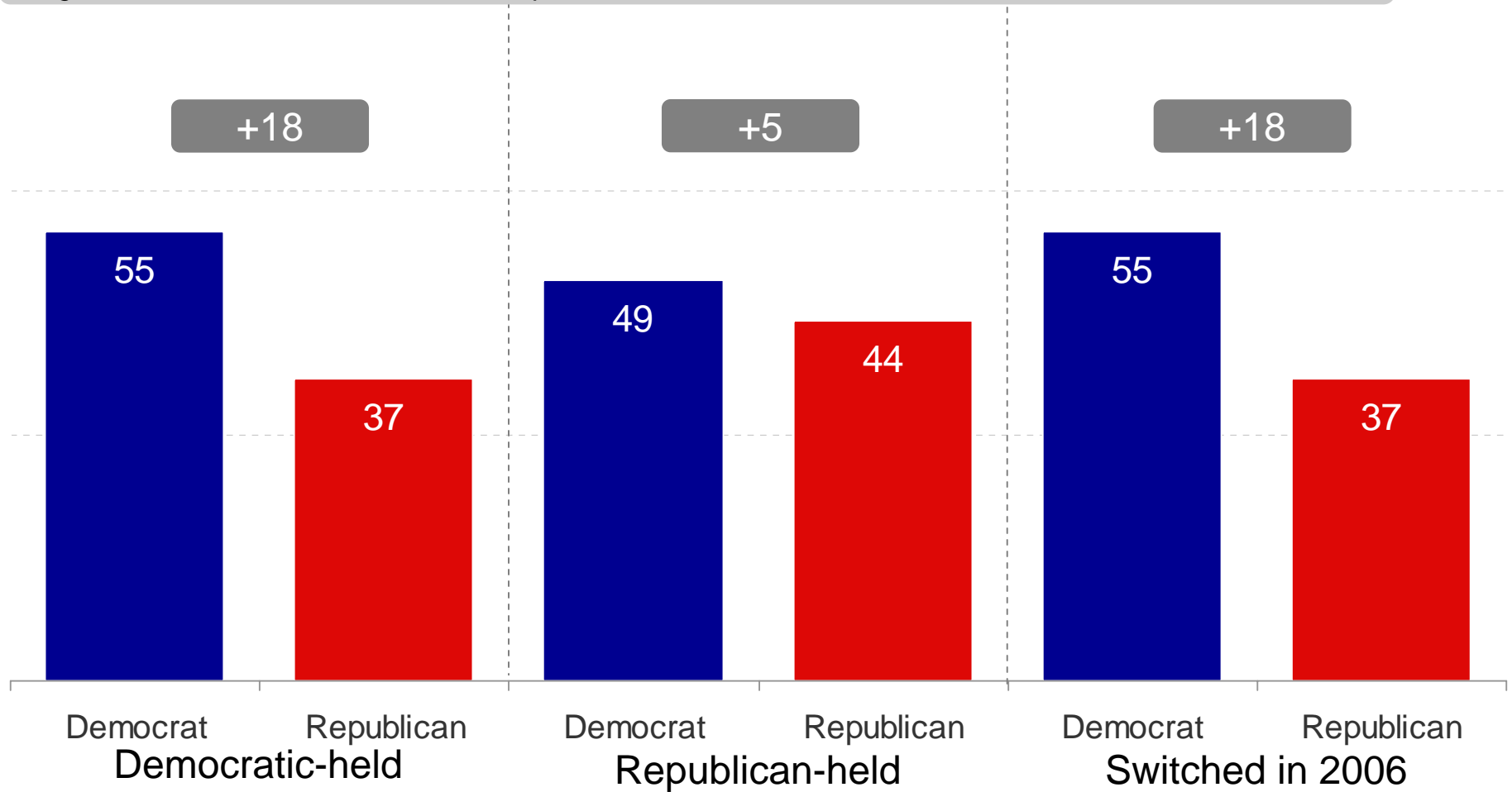
- Strongly Approve
- Somewhat approve
- Strongly disapprove
- Somewhat disapprove



The Congressional vote

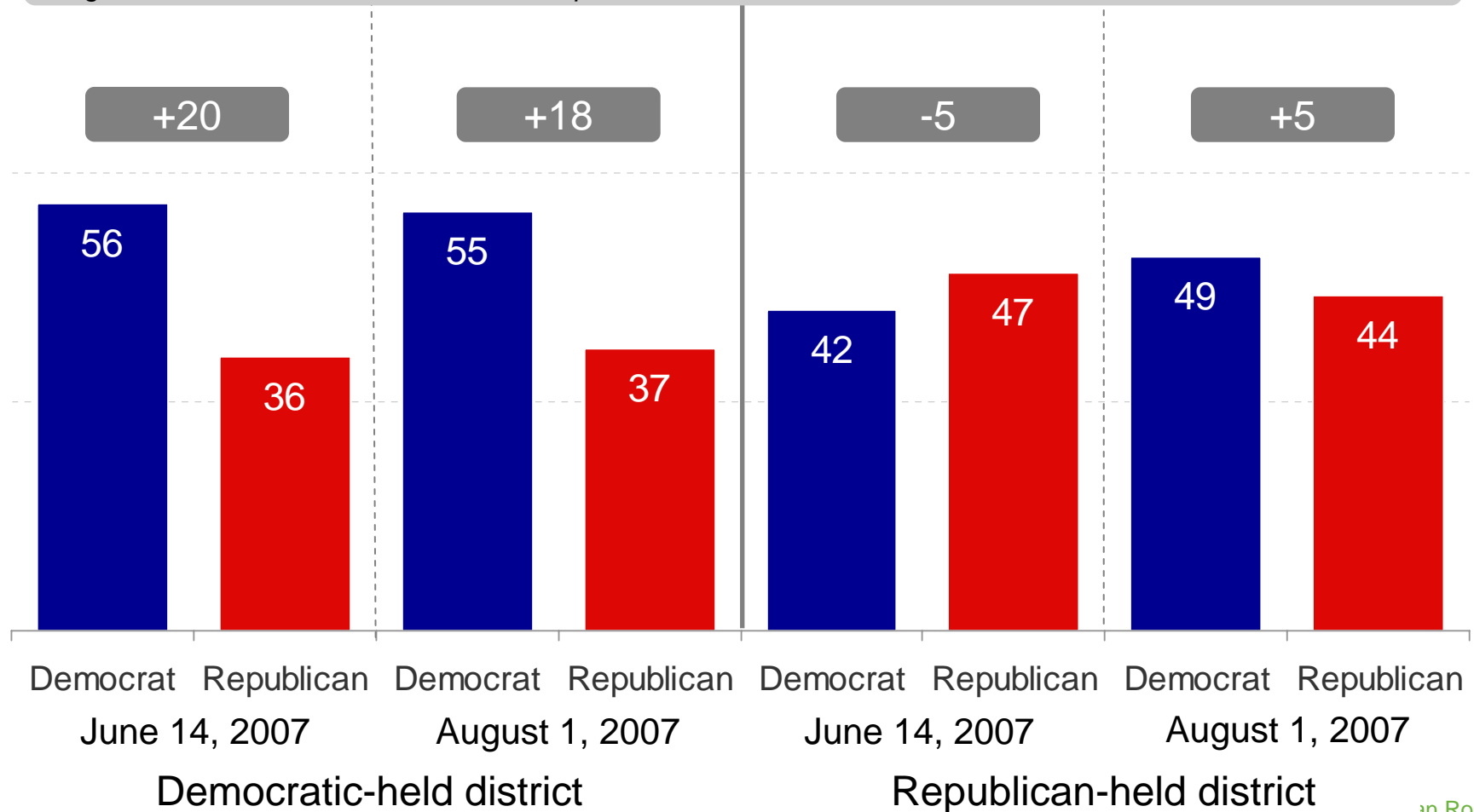
Congressional vote: Democratic seats

Thinking about the election for Congress in 2008, if the election for U.S. Congress were held today, would you be voting for the Democratic candidate or the Republican candidate?*



Democrats improve 10 points in Republican-held districts

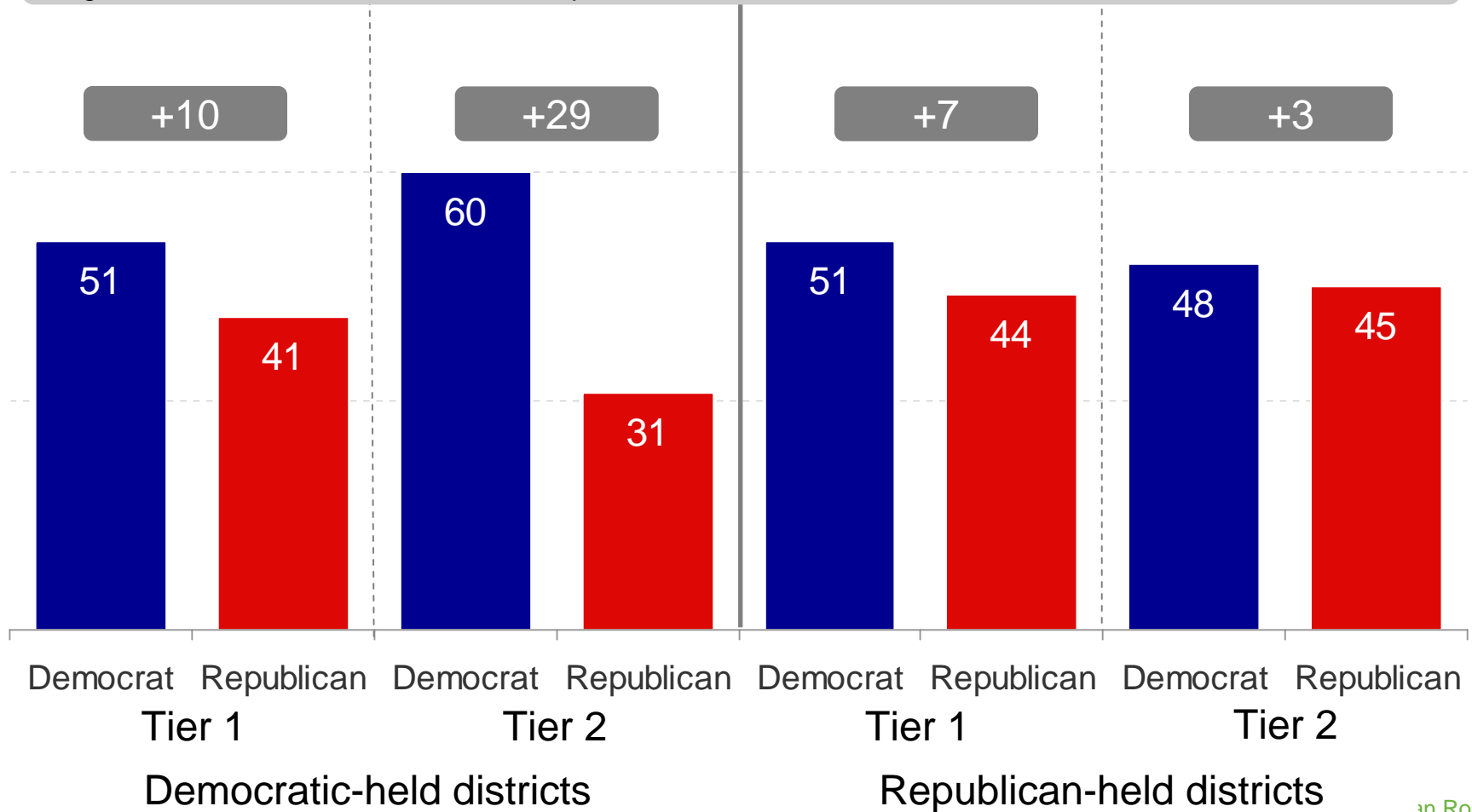
Thinking about the election for Congress in 2008, if the election for U.S. Congress were held today, would you be voting for the Democratic candidate or the Republican candidate*?



*Note: Actual names of incumbents inserted, and a generic candidate was inserted for the opposing party

Democrats win in districts of all tiers

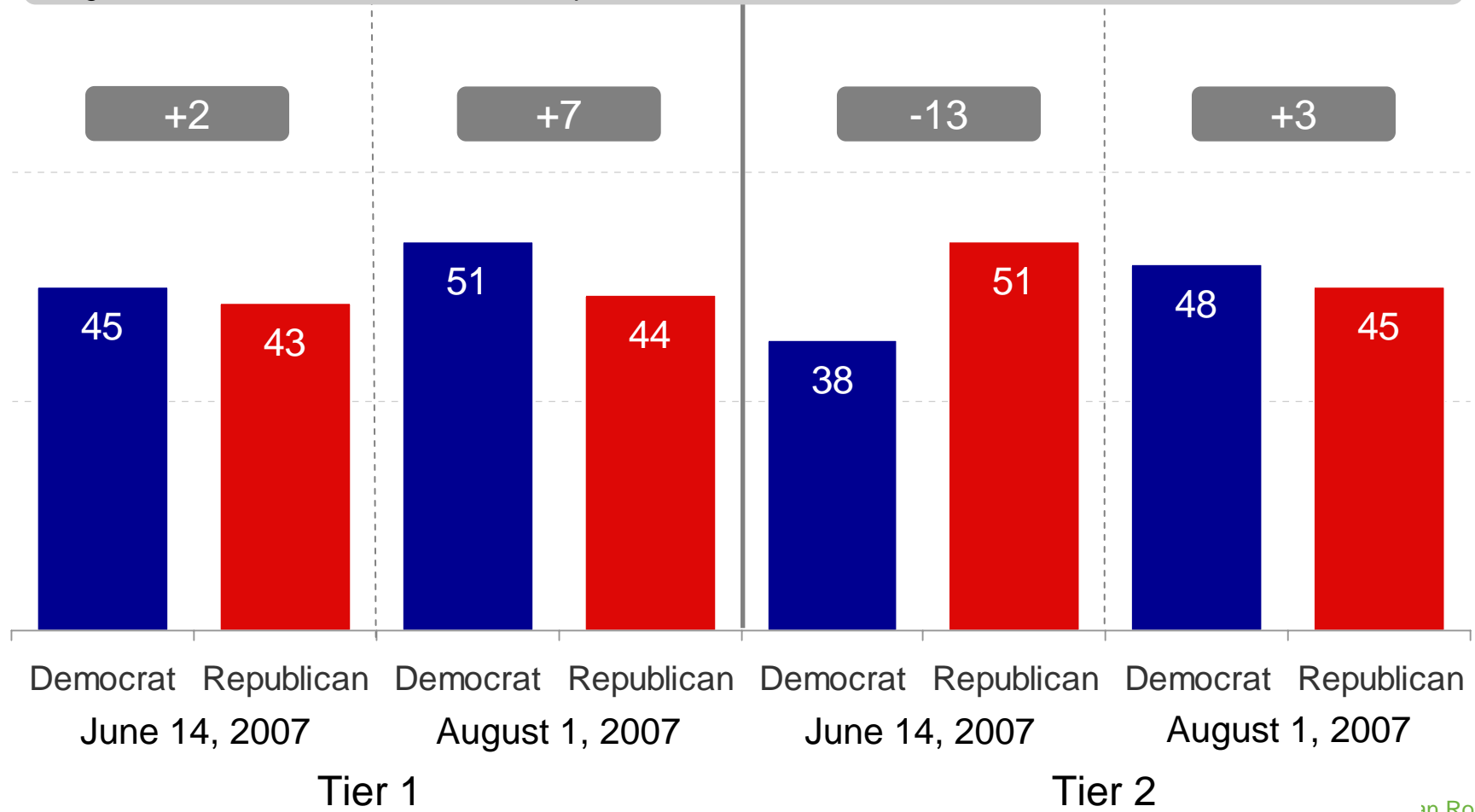
Thinking about the election for Congress in 2008, if the election for U.S. Congress were held today, would you be voting for the Democratic candidate or the Republican candidate*?



*Note: Actual names of incumbents inserted, and a generic candidate was inserted for the opposing party

Democrats improve in Republican-held districts

Thinking about the election for Congress in 2008, if the election for U.S. Congress were held today, would you be voting for the Democratic candidate or the Republican candidate*?

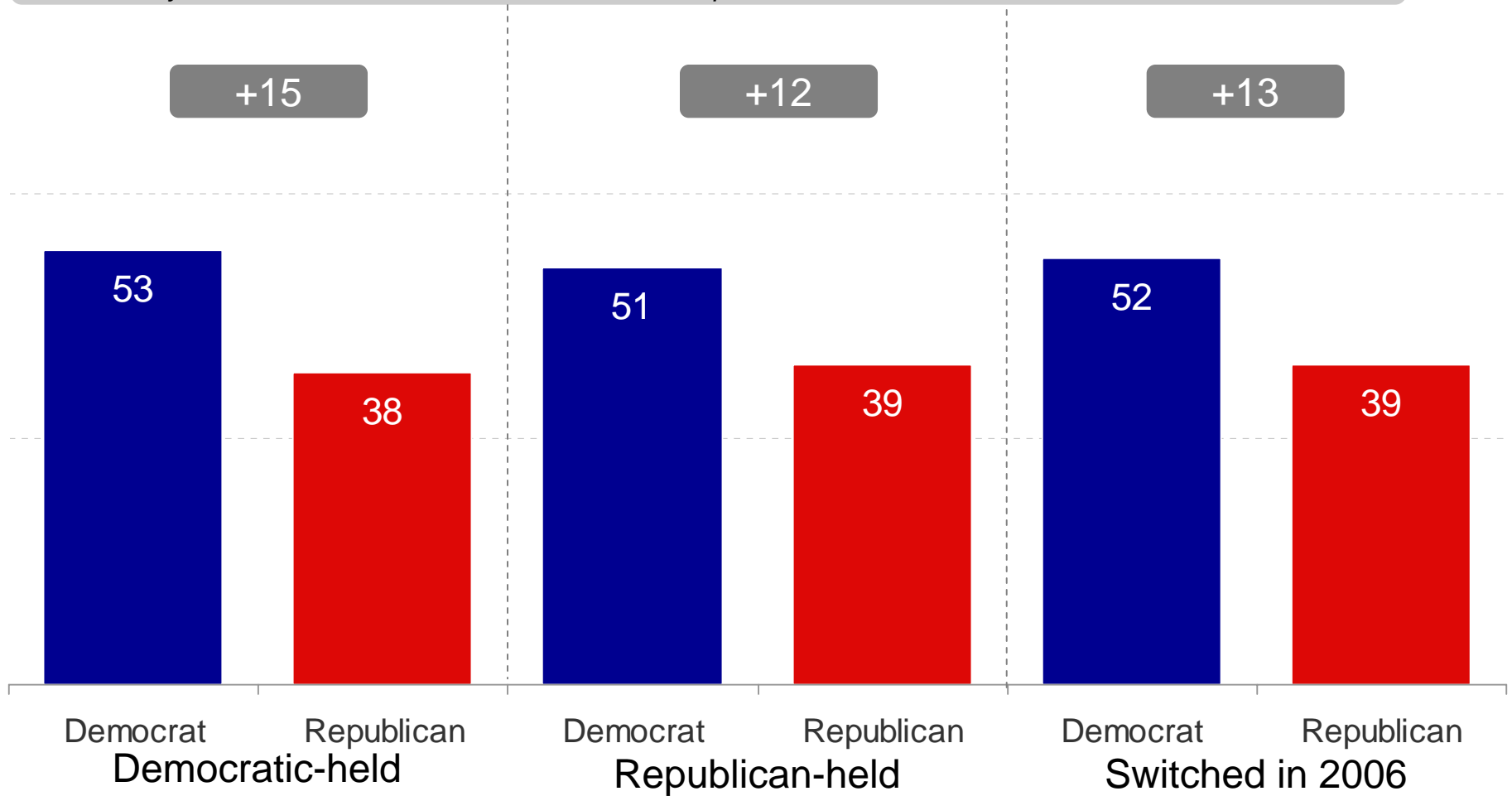


*Note: Actual names of incumbents inserted, and a generic candidate was inserted for the opposing party

Presidential Vote

Presidential Vote

I know it is a long way off, but thinking about the election in 2008, if the election for president were held today, for whom would you vote – the Democratic candidate or the Republican candidate?



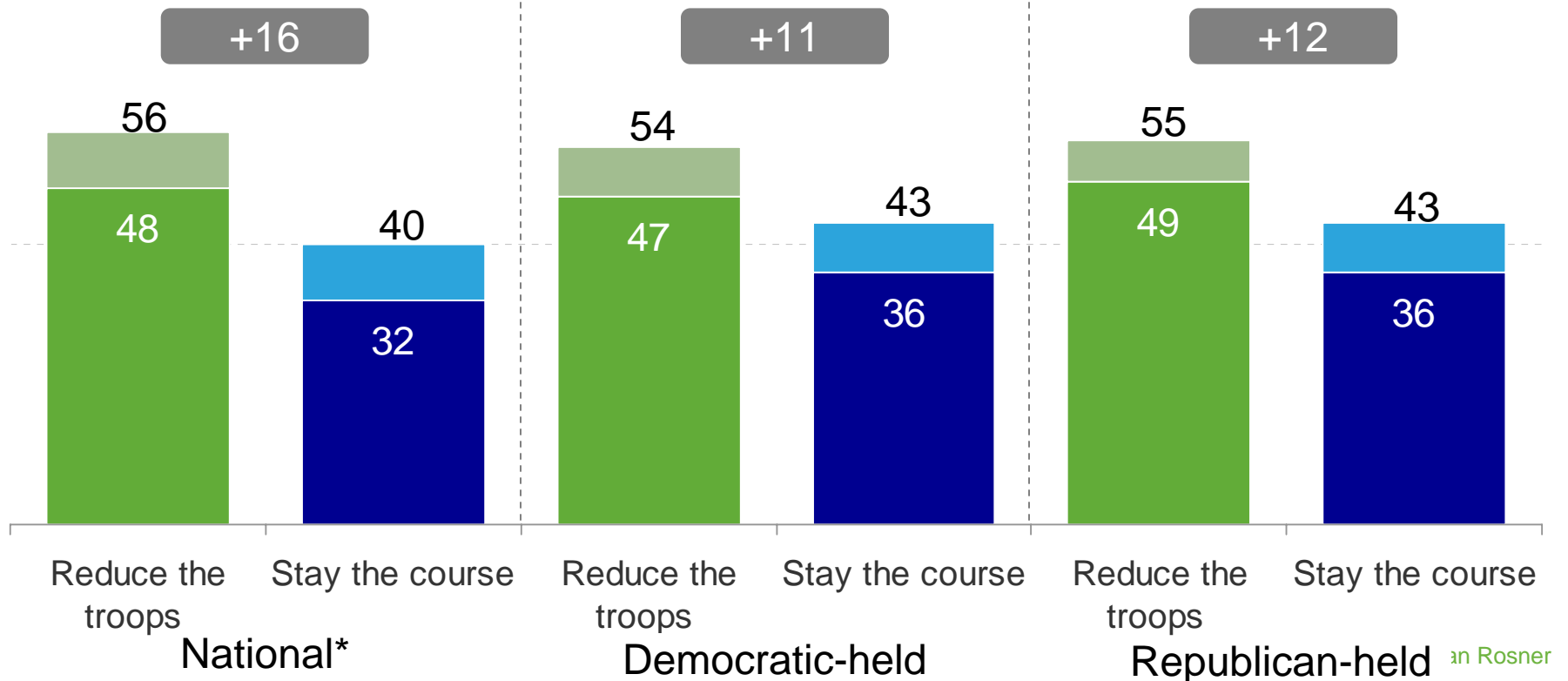
Iraq

Voters favor a change in course

Now I'm going to read you some pairs of statements. As I read each pair, please tell me whether the FIRST statement or the SECOND statement comes closer to your own views, even if neither is exactly right:

Statement 1: The current course cannot bring stability and we need to start reducing the number of U.S. troops in Iraq.

Statement 2: We must stay the course to achieve stability and finish the job in Iraq.



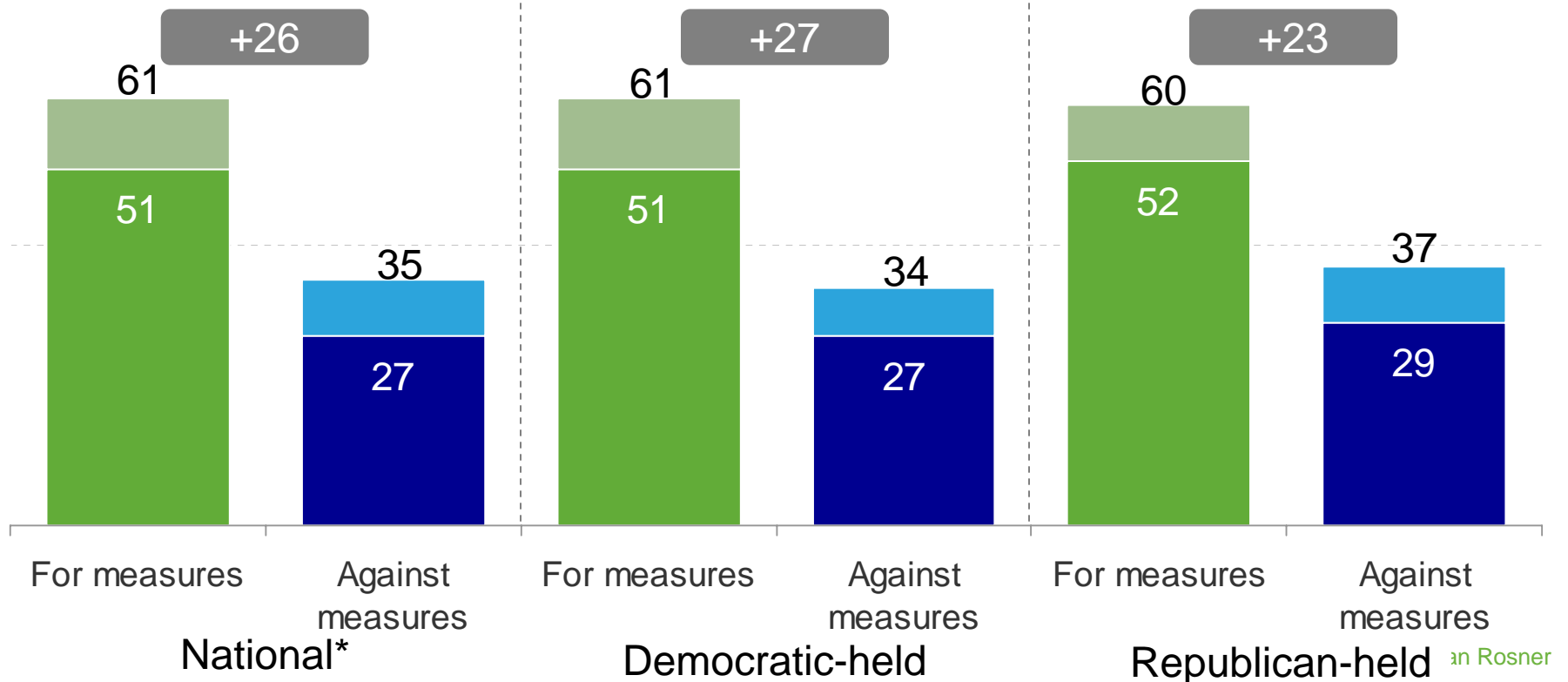
*Note: National data from latest national Democracy Corps survey conducted July 25-30, 2007 of 1000 likely voters.

Voters across the board calling for member to vote for change in Iraq

Now I'm going to read you some pairs of statements. As I read each pair, please tell me whether the FIRST statement or the SECOND statement comes closer to your own views, even if neither is exactly right:

Statement 1: I want my member of Congress to vote for measures that will force the President to change policies and reduce troop levels in Iraq.

Statement 2: I want my member of Congress to vote against measures that could undermine the President's policies in Iraq.



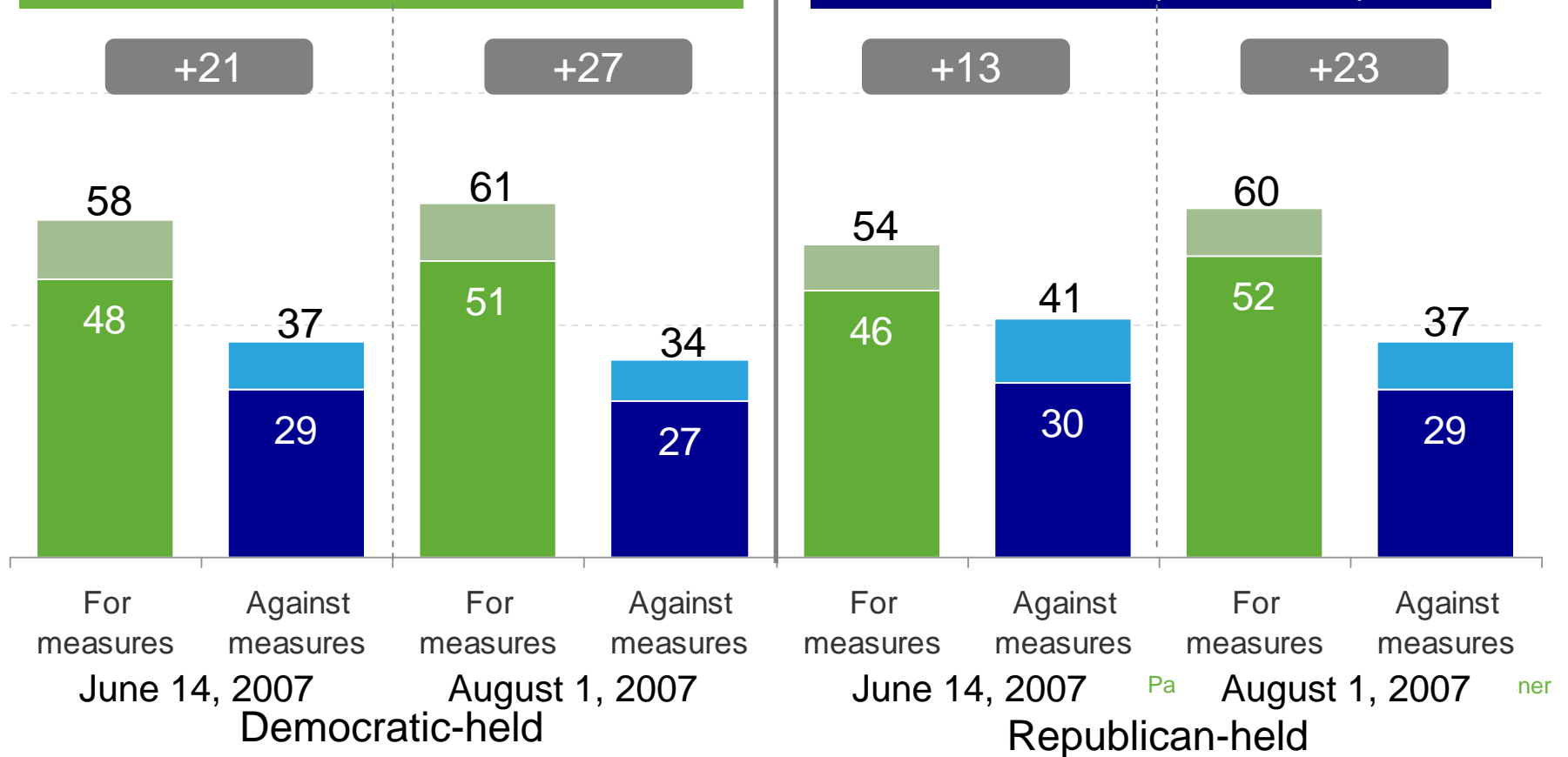
*Note: National data from latest national Democracy Corps survey conducted July 25-30, 2007 of 1000 likely voters.

Rising public pressure to vote to change Iraq course

Now I'm going to read you some pairs of statements. As I read each pair, please tell me whether the FIRST statement or the SECOND statement comes closer to your own views, even if neither is exactly right:

Statement 1: I want my member of Congress to vote for measures that will force the President to change policies and reduce troop levels in Iraq.

Statement 2: I want my member of Congress to vote against measures that could undermine the President's policies in Iraq.

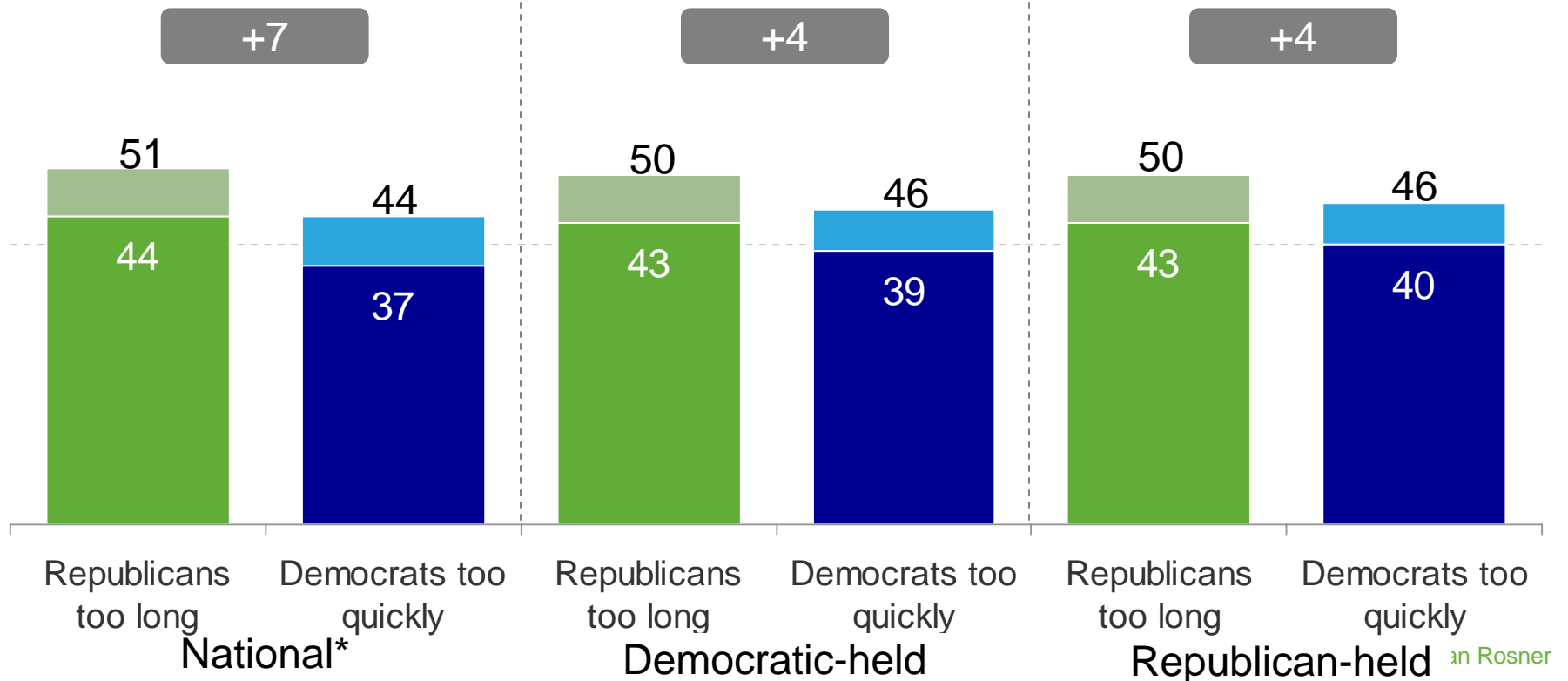


Voters more concerned Republicans will wait too long in Iraq

Now I'm going to read you some pairs of statements. As I read each pair, please tell me whether the FIRST statement or the SECOND statement comes closer to your own views, even if neither is exactly right:

Statement 1: I'm more concerned that the Republicans will wait too long to withdraw our troops from Iraq.

Statement 2: I'm more concerned that the Democrats will leave Iraq too quickly.



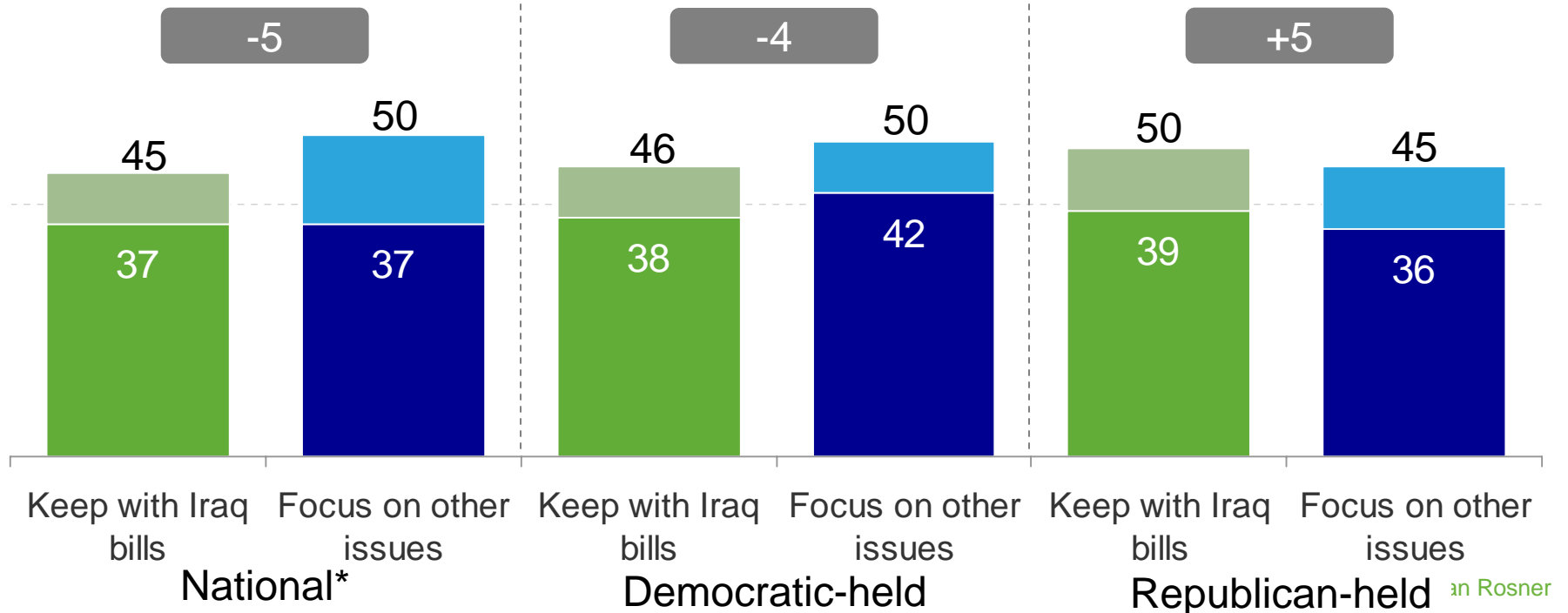
*Note: National data from latest national Democracy Corps survey conducted July 25-30, 2007 of 1000 likely voters.

Voters near split on if they want Congress to take double track

Now I'm going to read you some pairs of statements. As I read each pair, please tell me whether the FIRST statement or the SECOND statement comes closer to your own views, even if neither is exactly right:

Statement 1: Congress should keep passing bills that require the President to reduce troop levels in Iraq and set a date for removing most U.S. forces, even if the President keeps vetoing these bills.

Statement 2: The Congress isn't able to change policies in Iraq and should instead focus no other issues where it could get things done.



*Note: National data from latest national Democracy Corps survey conducted July 25-30, 2007 of 1000 likely voters.

Cost of the war strongest message for new course in Democratic districts

For each of these reasons, please tell me if it would make you much more likely, somewhat more likely, a little more likely, no more likely or less likely to support (member of Congress).

Much more likely Much/Smwt likely Total more likely

It is clear now that President Bush is determined to continue the war indefinitely, which now is costing us 10 billion dollars a month and rising. We can't afford to waste American taxpayers' money in this way when we have a chance to address our country's problems, like health care, the deficit and our dependence on foreign oil.

38 55 64

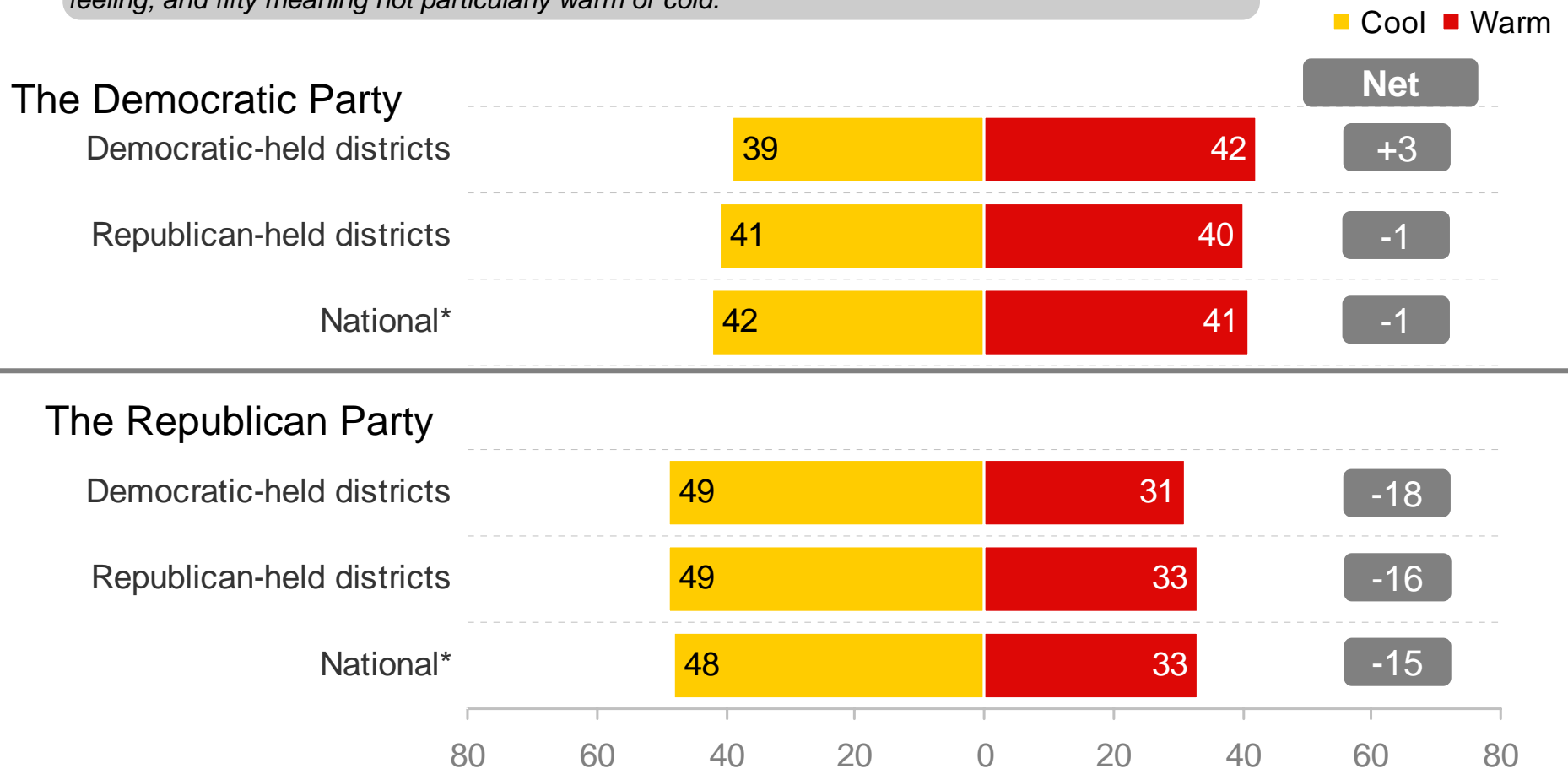
It is clear from the report that the surge in Iraq is not working because we are bogged down in a religious war. Giving the same strategy more time will not bring victory or stability to the region. Now is the time to change President Bush's course and start responsibly reducing the number of troops in Iraq.

34 50 60

The parties and Congress

Party Thermometers – Republican party hurting

Now, I'd like to rate your feelings toward some people and organizations, with one hundred meaning a VERY WARM, FAVORABLE feeling; zero meaning a VERY COLD, UNFAVORABLE feeling; and fifty meaning not particularly warm or cold.



*Note: National data from latest national Democracy Corps survey conducted May 29-31, 2007 of 1000 likely voters.

Congressional Thermometers

Now, I'd like to rate your feelings toward some people and organizations, with one hundred meaning a VERY WARM, FAVORABLE feeling; zero meaning a VERY COLD, UNFAVORABLE feeling; and fifty meaning not particularly warm or cold.

■ Cool ■ Warm
Net

The Democratic Congress

Democratic-held districts



-2

Republican-held districts



-9

The Congress

Democratic-held districts

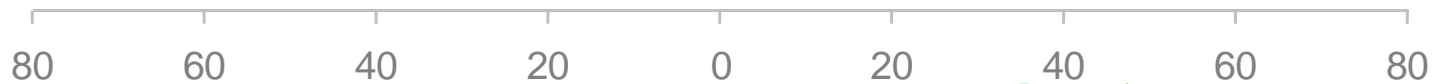


-11

Republican-held districts



-16

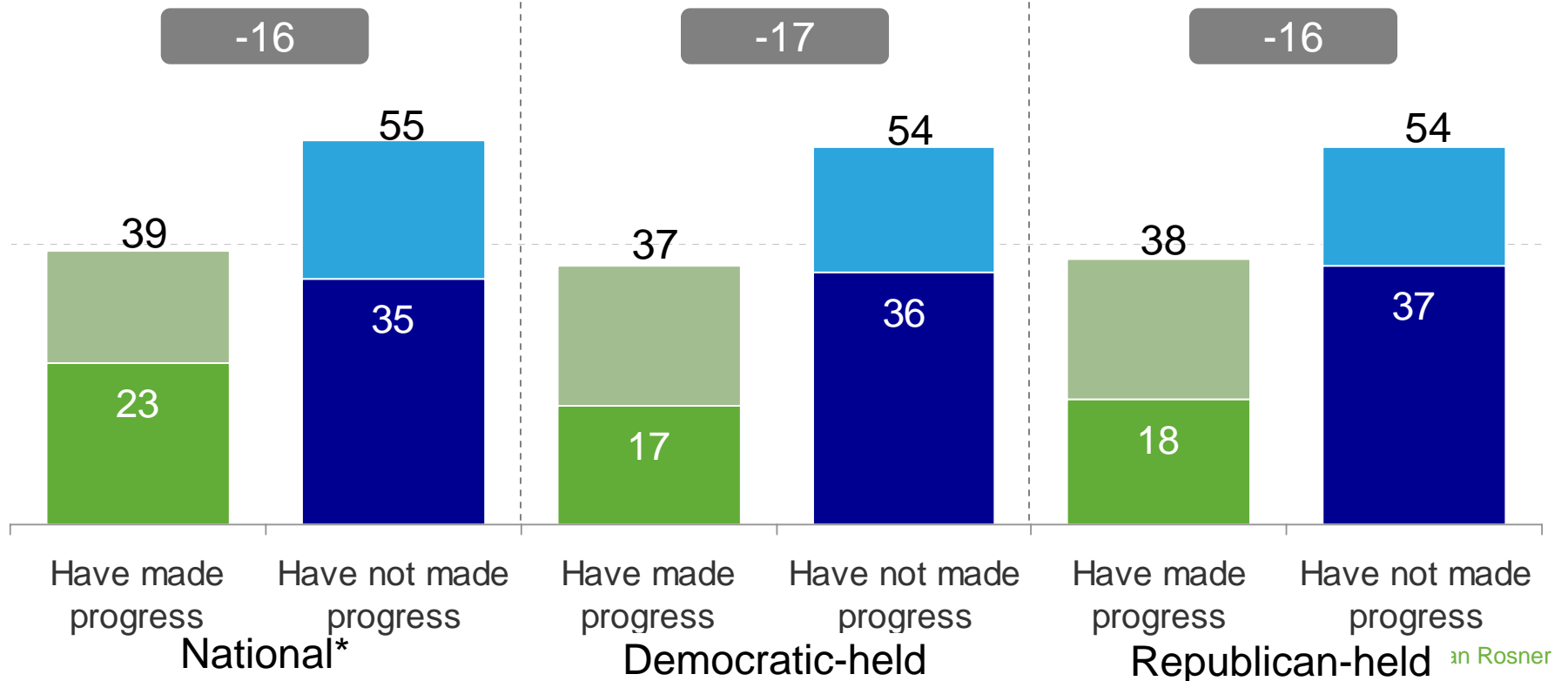


Voters agree Democrats have not made progress on pledges

Now I'm going to read you some pairs of statements. As I read each pair, please tell me whether the FIRST statement or the SECOND statement comes closer to your own views, even if neither is exactly right:

Statement 1: Democrats have made progress on the actions they pledged to take if they took control of Congress.

Statement 2: Democrats have not made progress on the actions they pledged to take if they took control of Congress.



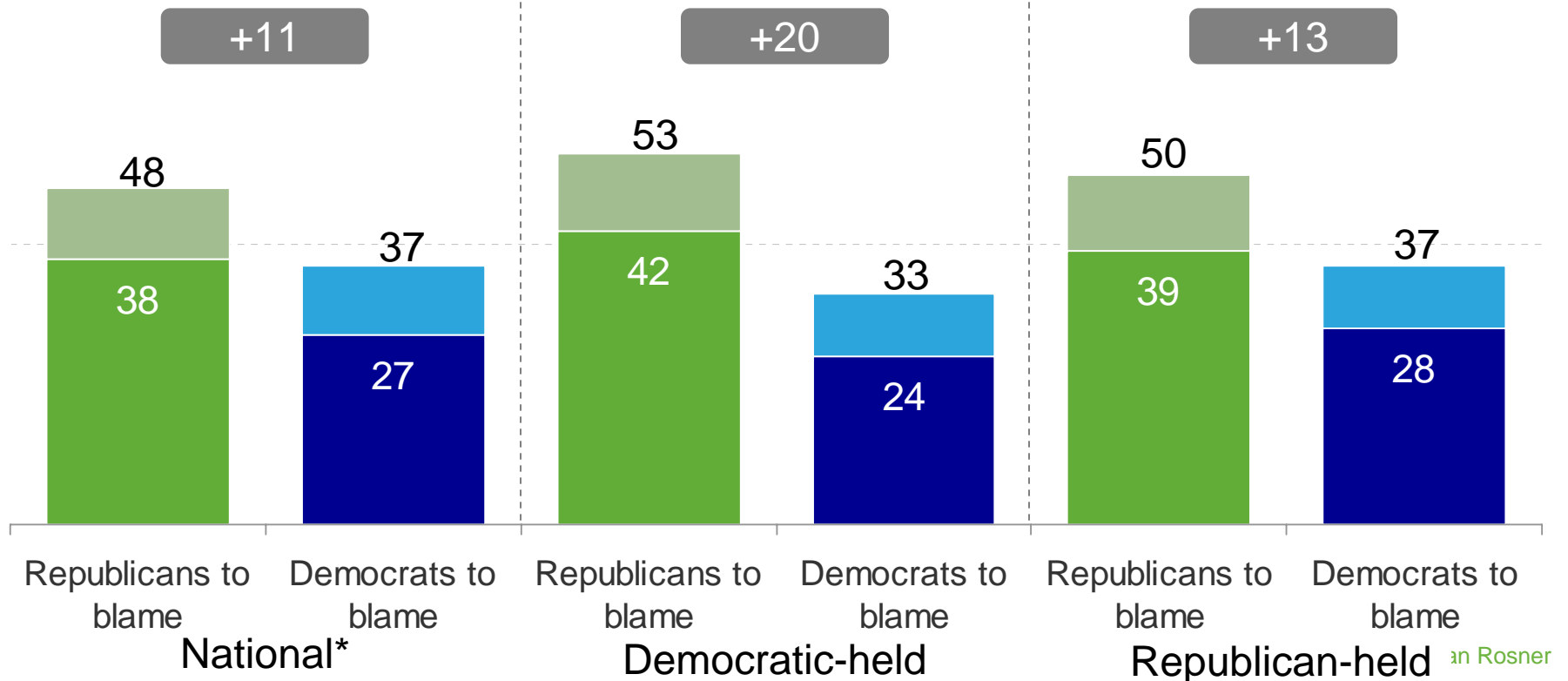
*Note: National data from latest national Democracy Corps survey conducted July 25-30, 2007 of 1000 likely voters.

Voters blame Republicans for gridlock

Now I'm going to read you some pairs of statements. As I read each pair, please tell me whether the FIRST statement or the SECOND statement comes closer to your own views, even if neither is exactly right:

Statement 1: The Republicans and President Bush are mostly to blame for the gridlock in Congress.

Statement 2: The Democrats are mostly to blame for the gridlock in Congress



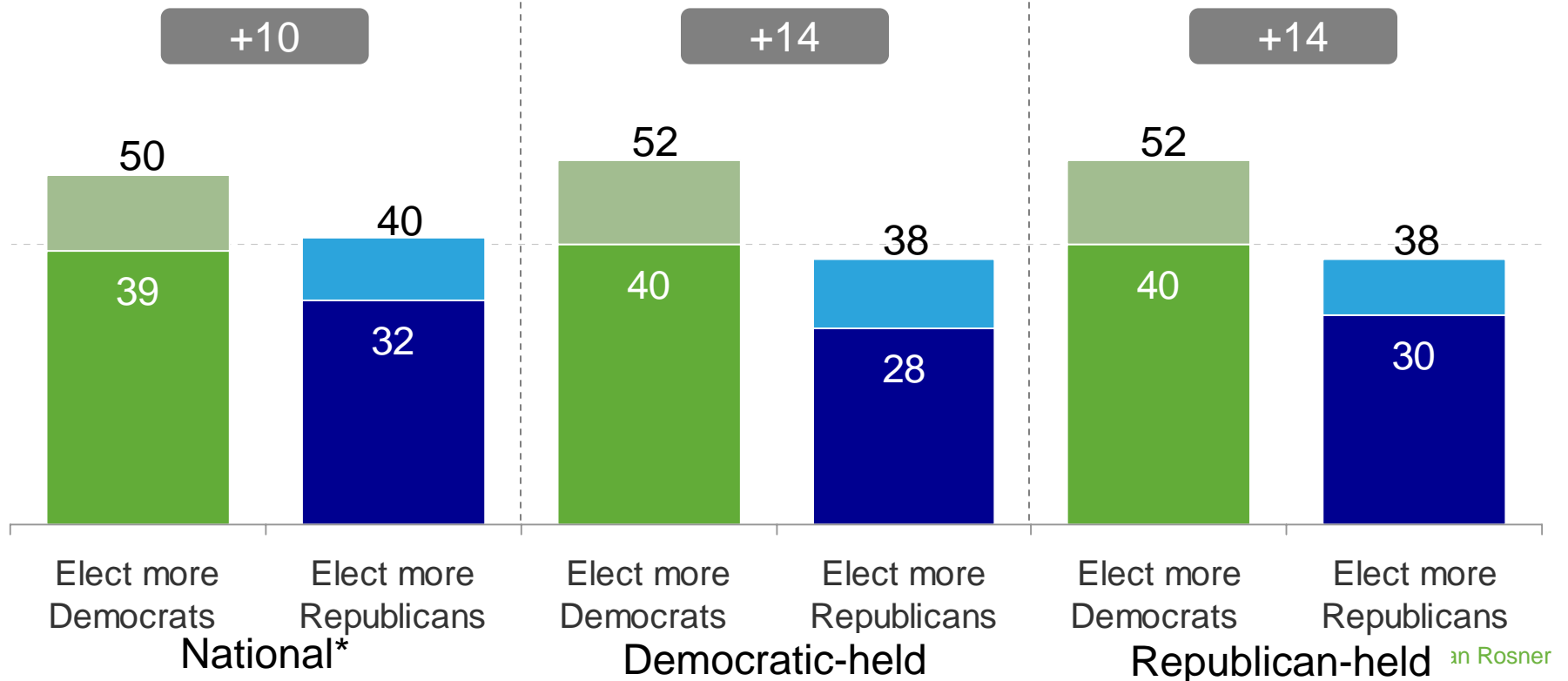
*Note: National data from latest national Democracy Corps survey conducted July 25-30, 2007 of 1000 likely voters.

Gridlock makes voters want to see more Democrats elected

Now I'm going to read you some pairs of statements. As I read each pair, please tell me whether the FIRST statement or the SECOND statement comes closer to your own views, even if neither is exactly right:

Statement 1: The gridlock in Washington leads me to want to see more Democrats elected to the Congress.

Statement 2: The gridlock in Washington leads me to want to see more Republicans elected to the Congress.



*Note: National data from latest national Democracy Corps survey conducted July 25-30, 2007 of 1000 likely voters.

GREENBERG QUINLAN ROSNER RESEARCH

www.greenbergresearch.com

Washington, DC
10 G Street NE,
Suite 400
Washington, DC 20002

Ph: +1 202 478 8300
Fax: +1 202 478 8301

California
50 California Street,
Suite 1500
San Francisco, CA 94111

Ph: +1 415 277 5403
Fax: +1 415 358 9599

London, UK
405 Carrington House,
6 Hertford Street
London, UK W1J 7SU

Ph: +44 (0) 207 499 5204
Fax: +44 (0) 207 499 5284